

TMW Immobilien Weltfonds

Open-ended public real estate fund

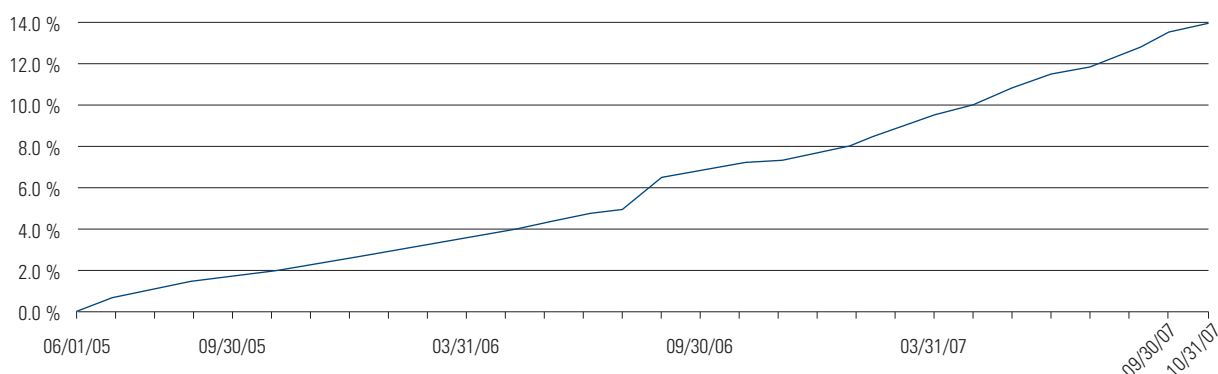
Fact Sheet as of October 31st 2007

TMW Pramerica Property Investment GmbH
 Wittelsbacherplatz 1, 80333 München
 Telefon: + 49 89 / 286 45 – 0, Telefax: + 49 89 / 286 45 – 140
 E-Mail: vertrieb@weltfonds.de
 Internet: www.weltfonds.de

Fund Data

Name of the fund:	TMW Immobilien Weltfonds
Investment company:	TMW Pramerica Property Investment GmbH
Fund type:	Open-ended public real estate fund
WKN (German security identification number):	A0DJ32
ISIN:	DE 000A0DJ32 8
Investment strategy:	Open-ended public real estate fund, which invests worldwide according to the principles of risk diversification
Fund currency:	Euro
Fund launched on:	June 1 st , 2005
Term:	Unlimited
Financial year:	From October 1 st to September 30 th
Dividend distribution:	Second Wednesday in January of each year
Subscription surcharge:	Up to 5.5 % (currently: 5.0 %)
Minimum investment amount:	1,000 EUR
Total Expense Ratio (TER)¹	0,83 %
Fund fees:²	
Annual asset management fee:	Up to 1.5 % p. a. (currently: 0.75 % p. a.) of the average net asset value of the fund
Incentive fee:	Up to 0.1 % p. a. of the net asset value of the fund at the end of the financial year, if the performance of the TMW Immobilien Weltfonds exceeds 6 % according to the BVI method
Acquisition, sales, construction, project management fee:	Up to 2 % of the purchase price or up to 2 % of the building/conversion expenses (construction and construction soft costs, in project developments including property purchase price)
Depository bank fee:	Up to 0.025 % p. a. of the net asset value of the fund plus VAT, at least 45,000 EUR plus VAT

Performance (BVI method) from June 1st, 2005 up to October 31st, 2007



1) The TER is calculated by dividing the total costs of the fund by the fund's average net asset value within the financial year and is denoted as a percentage as of September 30, 2007. Total costs include asset management fees, depository bank fees and other expenses pursuant to § 13 Abs. 5 BVB and exclude transaction costs.

2) Fees to be paid by the Fund to the investment company and to the depository bank.

The information in this fact sheet was compiled diligently and to the best of our knowledge. However, no liability is accepted for errors or omissions. The official sales prospectus and the annual report are the only legally binding documents for the purchase of fund units. The performance was calculated based on the repurchase price and the re-investment of distributions. Previous performance is no guarantee for future performance. All calculations were done in Euro.

SUBSCRIPTION FOR EUROPEAN RESIDENTS ONLY

TMW Immobilien Weltfonds

Assets of the TMW Immobilien Weltfonds as of: October 31st, 2007

Totals in this table are displayed in Euros (000's)

	Total International	Total
Properties (residential-, commercial-, mixed-use properties):	281,776	372,656
Properties under construction:	0	17,505
Undeveloped land:	0	0
Investments in real estate companies:	103,456	103,456
Reserved funds for purchases and planned construction:		27,750
Securities and bank deposits:		123,694
– thereof investment funds:		0
– thereof money market funds:		80,095
Less funds tied up		
– funds reserved for distribution:		– 22,000
– funds reserved for operating:		829
– funds reserved to cover liabilities out of legally binding property acquisitions and development contracts, if these liabilities are due within the next two years: ¹		– 36,778
= Liquidity, Liquidity ratio: 12.8 %		65,745
Other assets:		74,303
Net asset value of the fund at the end of the reporting period:		515,054

Portfolio Information as of: October 31st, 2007

Total property assets (including investments in real estate companies):	642,138,043 EUR
Total bank loans:	268,098,000 EUR
Total shareholder loans:	37,632,458 EUR
Loan to value ratio (based on fair market values):	41.8 %
Investment ratio (gross asset value to net asset value ratio):	152.1 %
Occupancy	98.9 %

Issue Price and Repurchase Price as of: October 31st, 2007

Issue price:	56.85 EUR
Unit value/repurchase price:	54.14 EUR
Unit profits:	1.30 %
Real estate profits:	2.92 %
Interim profits:	0.61 EUR
Net asset value of the fund:	515,053,733.31 EUR
Shares issued:	9,512,916 units

Performance (BVI method)

Since launch of fund on June 1st, 2005:	14.0 %
12 months (10/31/2006 – 10/31/2007):	6.3 %
6 months (04/30/2007 – 10/31/2007):	3.6 %
3 months (07/31/2007 – 10/31/2007):	2.0 %
1 month (09/30/2007 – 10/31/2007):	0.5 %
Current calendar year (12/31/2006 – 10/31/2007):	5.7 %

1) This includes reserved funds for purchases and planned construction.

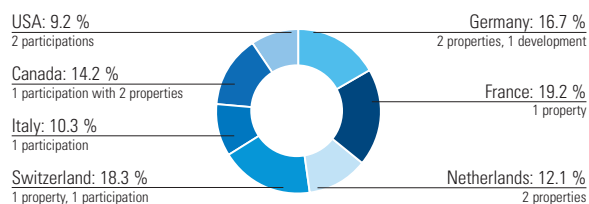
The information in this fact sheet was compiled diligently and to the best of our knowledge. However, no liability is accepted for errors or omissions. The official sales prospectus and the annual report are the only legally binding documents for the purchase of fund units. The performance was calculated based on the repurchase price and the re-investment of distributions. Previous performance is no guarantee for future performance. All calculations were done in Euro.

SUBSCRIPTION FOR EUROPEAN RESIDENTS ONLY

TMW Immobilien Weltfonds as of September 30th 2007¹

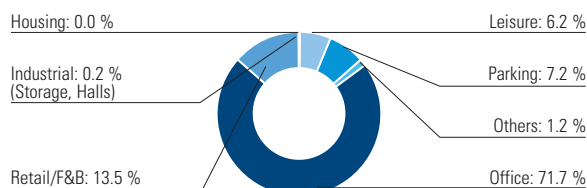
Country Allocation of Fund Properties

including investments in real estate companies (based on fair market values)



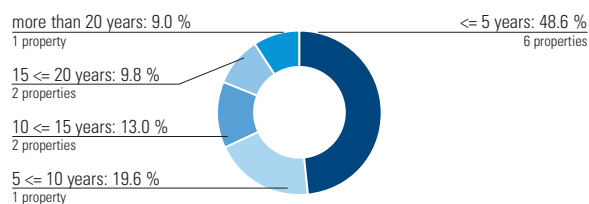
Sector Allocation of Fund Properties

including investments in real estate companies (based on annual net rental income)



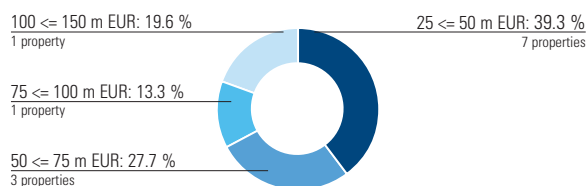
Commercial Age Structure of Fund Properties

including investments in real estate companies (based on fair market values)

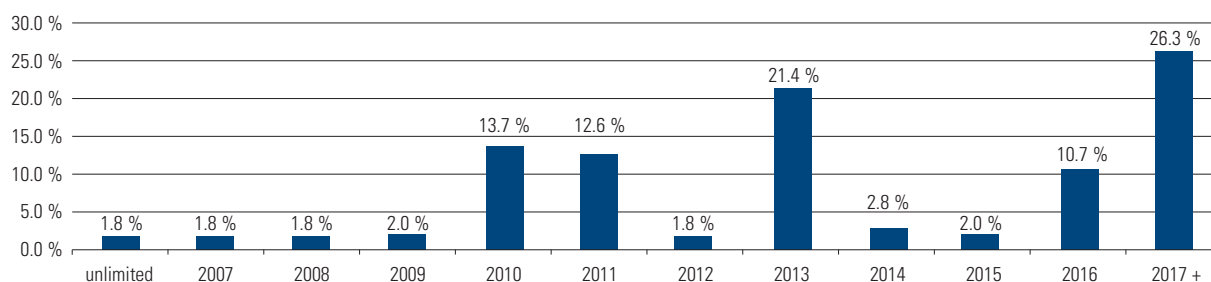


Asset Size of Fund Properties

including investments in real estate companies (based on fair market values)



Roll-over-Schedule (based on annual net rental income) Occupancy: 98.9 %²



News

No reappraisals or new acquisitions were conducted during the past reporting month. The performance was positively influenced by currency changes.

The acquisition of several office buildings in the US is planned in November.

More details on the TMW Immobilien Weltfond can be found on the fund's web side www.weltfonds.de

Transaction of Shares in: October 2007

Contributions:	1,573,261 EUR
Withdrawals:	- 13,599,887 EUR
Net cash inflow:	- 12,026,626 EUR
Net cash inflow to net asset value ratio:	- 2.34 %

1) Charts are updated on a three month basis. Investments in real estate companies are included based on the pro rata share held by the Fund.

2) Based on annual gross rental income

The information in this fact sheet was compiled diligently and to the best of our knowledge. However, no liability is accepted for errors or omissions. The official sales prospectus and the annual report are the only legally binding documents for the purchase of fund units. The performance was calculated based on the repurchase price and the re-investment of distributions. Previous performance is no guarantee for future performance. All calculations were done in Euro.

SUBSCRIPTION FOR EUROPEAN RESIDENTS ONLY