

# TMW Immobilien Weltfonds

## Open-ended public real estate fund

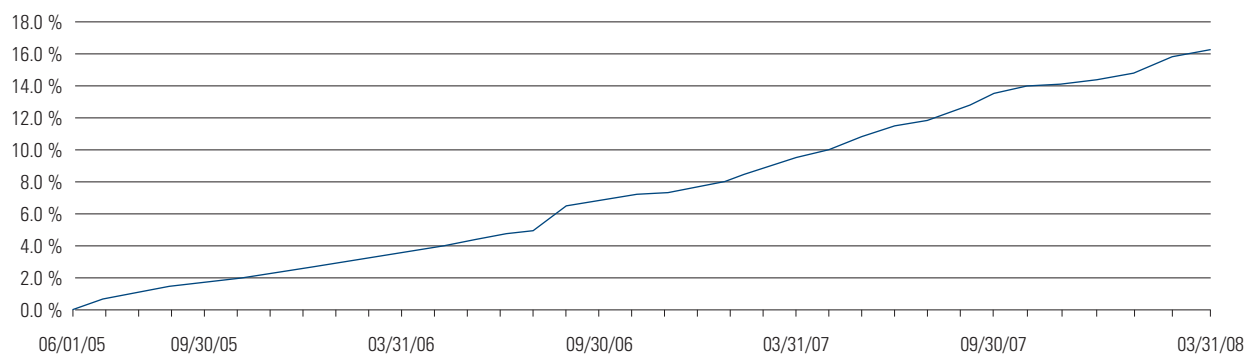
Fact Sheet as of March 31<sup>st</sup>, 2008

TMW Pramerica Property Investment GmbH  
 Wittelsbacherplatz 1, 80333 München  
 Fon: + 49 89 / 286 45 – 0, Fax: + 49 89 / 286 45 – 140  
 E-Mail: vertrieb@weltfonds.de  
 Internet: www.weltfonds.de  
 Press: F.A.Z., Handelsblatt, Welt, Financial Times

### Fund Data

<b>Name of the fund:</b>	TMW Immobilien Weltfonds
<b>Investment company:</b>	TMW Pramerica Property Investment GmbH
<b>Fund type:</b>	Open-ended public real estate fund
<b>WKN (German security identification number):</b>	A0DJ32
<b>ISIN:</b>	DE 000A0DJ32 8
<b>Investment strategy:</b>	Open-ended public real estate fund, which invests worldwide according to the principles of risk diversification
<b>Fund currency:</b>	Euro
<b>Fund launched on:</b>	June 1 <sup>st</sup> , 2005
<b>Term:</b>	Unlimited
<b>Financial year:</b>	From October 1 <sup>st</sup> to September 30 <sup>th</sup>
<b>Dividend distribution:</b>	Second Wednesday in January of each year
<b>Subscription surcharge:</b>	Up to 5.5 % (currently: 5.0 %)
<b>Minimum investment:</b>	1 unit
<b>Total Expense Ratio (TER)<sup>1</sup></b>	0,83 %
<b>Fund fees:<sup>2</sup></b>	
<b>Annual asset management fee:</b>	Up to 1.5 % p. a. (currently: 0.75 % p. a.) of the average net asset value of the fund
<b>Incentive fee:</b>	Up to 0.1 % p. a. of the net asset value of the fund at the end of the financial year, if the performance of the TMW Immobilien Weltfonds exceeds 6 % according to the BVI method
<b>Acquisition, sales, construction, project management fee:</b>	Up to 2 % of the purchase price or up to 2 % of the building/conversion expenses (construction and construction soft costs, in project developments including property purchase price)
<b>Depository bank fee:</b>	Up to 0.025 % p. a. of the net asset value of the fund plus VAT, at least 45,000 EUR plus VAT

### Performance (BVI method) from June 1<sup>st</sup>, 2005 up to March 31<sup>st</sup>, 2008



1) The TER is calculated by dividing the total costs of the fund by the fund's average net asset value within the financial year and is denoted as a percentage as of September 30, 2007. Total costs include asset management fees, depository bank fees and other expenses pursuant to § 13 Abs. 5 BVB and exclude transaction costs.

2) Fees to be paid by the Fund to the investment company and to the depository bank.

The information in this fact sheet was compiled diligently and to the best of our knowledge. However, no liability is accepted for errors or omissions. The official sales prospectus and the annual report are the only legally binding documents for the purchase of fund units. The performance was calculated based on the repurchase price and the re-investment of distributions. Previous performance is no guarantee for future performance. All calculations were done in Euro. Please note this brochure is only for advertising purposes.

SUBSCRIPTION FOR EUROPEAN RESIDENTS ONLY

# TMW Immobilien Weltfonds

## Assets of the TMW Immobilien Weltfonds as of: March 31<sup>st</sup>, 2008

Totals in this table are displayed in Euros (000's)

	Total International	Total
<b>Properties</b> (residential-, commercial-, mixed-use properties):	357,884	<b>448,674</b>
<b>Properties under construction:</b>	54,239	<b>74,301</b>
<b>Undeveloped land:</b>	0	<b>0</b>
<b>Investments in real estate companies:</b>	213,008	<b>213,008</b>
<b>Reserved funds for purchases and planned construction:</b>		<b>91,000</b>
<b>Securities and bank deposits:</b>		<b>174,199</b>
– thereof investment funds:		0
– thereof money market funds:		106,357
<b>Less funds tied up</b>		
– funds reserved for distribution:		– 10,506
– funds reserved for operating:		2,820
– funds reserved to cover liabilities out of legally binding property acquisitions and development contracts, if these liabilities are due within the next two years: <sup>1</sup>		– 101,572
<b>= Liquidity, Liquidity ratio: 8.8 %</b>		<b>64,941</b>
<b>Other assets:</b>		<b>70,240</b>
<b>Net asset value of the fund at the end of the reporting period:</b>		<b>735,389</b>

## Portfolio Information as of: March 31<sup>st</sup>, 2008

<b>Total property assets</b> (including investments in real estate companies):	931,864,044 EUR
<b>Total bank loans:</b>	388,425,740 EUR
<b>Total shareholder loans:</b>	41,429,109 EUR
<b>Loan to value ratio</b> (based on fair market values):	41.7 %
<b>Investment ratio</b> (gross asset value to net asset value ratio):	152.8 %
<b>Occupancy</b>	99.3 %

## Issue Price and Repurchase Price as of: March 31<sup>st</sup>, 2008

<b>Issue price:</b>	55.81 EUR
<b>Unit value/repurchase price:</b>	53.15 EUR
<b>Unit profits:</b>	1.47 %
<b>Real estate profits:</b>	1.95 %
<b>Interim profits:</b>	0.53 EUR
<b>Net asset value of the fund:</b>	735,389,420 EUR
<b>Shares issued:</b>	13,836,327 units

## Performance (BVI method)

<b>Since launch of fund on June 1<sup>st</sup>, 2005:</b>	16.3 %
<b>12 months</b> (03/31/2007 – 03/31/2008):	6.1 %
<b>6 months</b> (09/30/2007 – 03/31/2008):	2.5 %
<b>3 months</b> (12/31/2007 – 03/31/2008):	1.7 %
<b>1 month</b> (02/29/2008 – 03/31/2008):	0.4 %
<b>Current calendar year</b> (12/31/2007 – 03/31/2008):	1.7 %

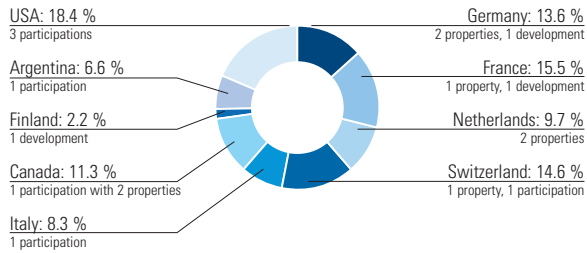
1) This includes reserved funds for purchases and planned construction.

The information in this fact sheet was compiled diligently and to the best of our knowledge. However, no liability is accepted for errors or omissions. The official sales prospectus and the annual report are the only legally binding documents for the purchase of fund units. The performance was calculated based on the repurchase price and the re-investment of distributions. Previous performance is no guarantee for future performance. All calculations were done in Euro. Please note this brochure is only for advertising purposes.  
SUBSCRIPTION FOR EUROPEAN RESIDENTS ONLY

# TMW Immobilien Weltfonds as of December 31<sup>st</sup>, 2007<sup>1</sup>

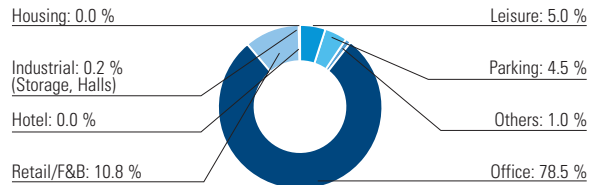
## Country Allocation of Fund Properties

including investments in real estate companies (based on fair market values)



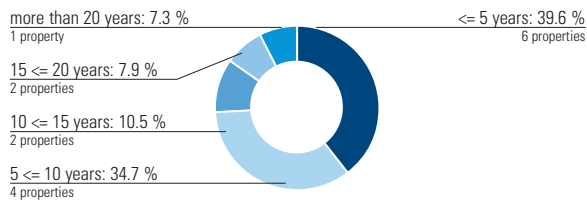
## Sector Allocation of Fund Properties

including investments in real estate companies (based on annual net rental income)



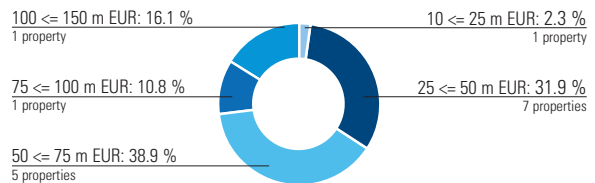
## Commercial Age Structure of Fund Properties

including investments in real estate companies (based on fair market values)

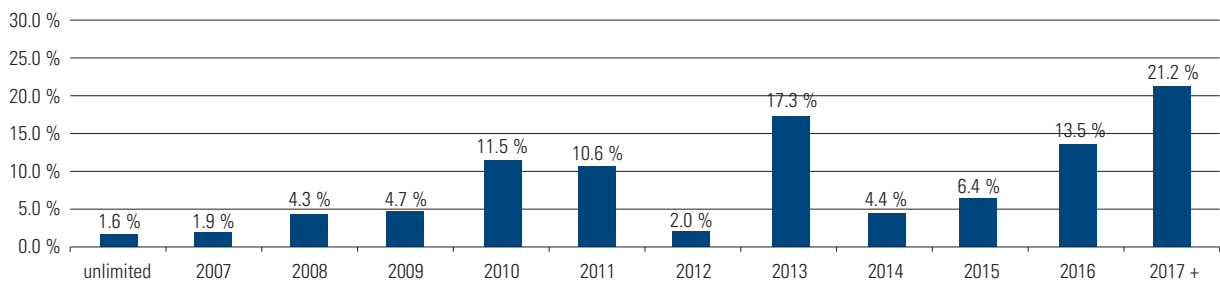


## Asset Size of Fund Properties

including investments in real estate companies (based on fair market values)



## Roll-over-Schedule (based on annual net rental income) Occupancy: 99.3 %<sup>2</sup>



## News

The Fund made its third investment in the Netherlands during the reporting month. The office high rise "Crystal Tower" contains 20.000 qm and was acquired for an investment volume of 67.5 million EUR. The main tenant with 65 % of the area is the accounting firm Deloitte.

The contracts for two office developments in Portugal and Chile were also signed. The development in Lisbon includes two modern office buildings with a total of 15.000 qm. The transfer into the Fund will be with the first payment at construction start in the fall of this year. The development in Santiago is situated in the sub market Las Condes and will contain 22.000 qm on 18 floors. The transfer into the Fund will occur upon completion of the building at the end of 2009. The sellers of both developments have issued leasing guaranties for 14 and 24 months.

The acquisition of two retail properties in Japan are planned for April, as the first investments of the Fund in Asia.

## Transaction of Shares in: March 2008

<b>Contributions:</b>	44,118,583 EUR
<b>Withdrawals:</b>	- 3,161,967 EUR
<b>Net cash inflow:</b>	40,956,614 EUR
<b>Net cash inflow to net asset value ratio:</b>	5.57 %

1) Charts are updated on a three month basis. Investments in real estate companies are included based on the pro rata share held by the Fund.  
2) Based on annual gross rental income

The information in this fact sheet was compiled diligently and to the best of our knowledge. However, no liability is accepted for errors or omissions. The official sales prospectus and the annual report are the only legally binding documents for the purchase of fund units. The performance was calculated based on the repurchase price und the re-investment of distributions. Previous performance is no guarantee for future performance. All calculations were done in Euro. Please note this brochure is only for advertising purposes.

SUBSCRIPTION FOR EUROPEAN RESIDENTS ONLY