

TMW Immobilien Weltfonds

Open-ended public real estate fund

Fact Sheet as of July 31st, 2012

p (=private) class

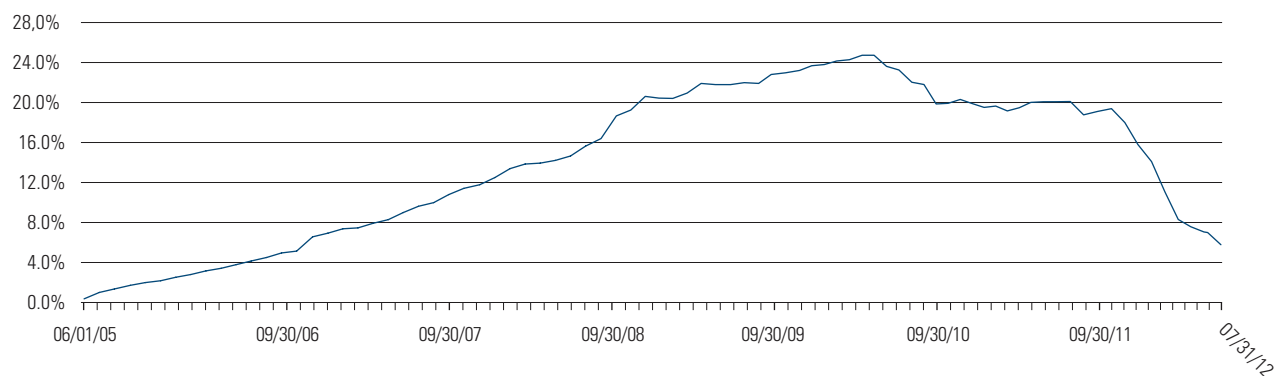
According to paragraph 38 section 1 of the German Investment Act in connection with paragraph 16 section 1 of the General Terms & Conditions, TMW Pramerica Property Investment GmbH has terminated the management of TMW Immobilien Weltfonds to take effect on May 31st, 2014. TMW Immobilien Weltfonds is therefore currently in liquidation.

TMW Pramerica Property Investment GmbH
 Wittelsbacherplatz 1, 80333 Munich, Germany
 Fon: + 49 89 286 45-, Fax: + 49 89 286 45-140
 E-mail: vertrieb@weltfonds.de
 Internet: www.weltfonds.de
 Publication unit price: F.A.Z., Handelsblatt, Welt, Financial Times

Fund Data

Name of the fund:	TMW Immobilien Weltfonds
Investment company:	TMW Pramerica Property Investment GmbH
Fund type:	Open-ended public real estate fund
WKN (German security identification number):	A0DJ32
ISIN:	DE 000A0DJ32 8
Investment strategy:	Open-ended public real estate fund, which invests worldwide according to the principles of risk diversification and is considering ecological, economical and social aspects ¹
Fund currency:	Euro
Fund launched on:	June 1 st , 2005
Term:	Unlimited ²
Financial year:	From October 1 st to September 30 th
Dividend distributions:	Second Wednesday in January and July of each year
Tax-free portion of the distribution on January 11th, 2012 about 2.30 EUR:	Approx. 62.80% for one share in private property
Total Expense Ratio (TER)³:	1.1%
Fund fees⁴:	
Annual asset management fee:	Up to 1.5% p. a. (currently: 1% p. a.) of the average net asset value of the fund
Incentive fee:	Up to 0.1% p. a. of the net asset value of the fund at the end of the financial year, if the performance of the TMW Immobilien Weltfonds exceeds 6% according to the BVI method
Acquisition, sales, construction, project management fee:	Up to 2% of the purchase price or up to 2% of the building/conversion expenses (construction and construction soft costs, in project developments including property purchase price)
Depository bank fee:	Up to 0.025% p. a. of the net asset value of the fund plus VAT, at least 45,000 EUR plus VAT

Performance (BVI method) from June 1st, 2005 up to July 31st, 2012



1) In view of the liquidation of the separate asset no new investments will be done

2) Separate asset is in liquidation

3) The TER is calculated by dividing the total costs of the fund by the fund's average net asset value within the financial year and is denoted as a percentage as of September 30th, 2011. Total costs include asset management fees, depository bank fees and other expenses pursuant to § 13 Abs. 5 BVB and exclude transaction costs.

4) Fees to be paid by the Fund to the investment company and to the depository bank.

The information in this fact sheet was compiled diligently and to the best of our knowledge. However, no liability is accepted for errors or omissions. The official sales prospectus and the annual report are the only legally binding documents for the purchase of fund units. The performance was calculated based on the repurchase price and the re-investment of distributions. Previous performance is no guarantee for future performance. All calculations were done in Euros. Please note this brochure is only for advertising purposes.



TMW Immobilien Weltfonds

Assets of the TMW Immobilien Weltfonds as of: July 31st, 2012

Totals in this table are displayed in Euros 000's

	Total International	Total
Properties (residential, commercial, mixed-use properties):	481,857	722,117
Properties under construction:	0	0
Undeveloped land:	0	0
Investments in real estate companies:	176,067	176,067
deposits:		59,447
Less funds tied up:		- 55,440
= Liquidity, liquidity ratio: 0.65%		4,007
Other assets:		64,500
Net asset value of the fund at the end of the reporting period:		613,040

Portfolio Information as of: July 31st, 2012

Total property assets (including investments in real estate companies):	1,011,184,016 EUR
Total bank loans:	447,344,706 EUR
Loan to value ratio (based on fair market values):	44.2 %
Investment ratio (gross asset value to net asset value ratio):	173.0 %
Occupancy as of June 30, 2012:	80.8 %

Issue Price and Repurchase Price as of: July 31st, 2012

Issue price:	42.61 EUR
Unit value/repurchase price:	40.58 EUR
Unit profits:	1.42 %
Real estate profits:	- 15.00 %
Interim profits:	0.11 EUR
Net asset value of the fund:	613,040,125.53 EUR
Shares issued:	15,106,111 units

Performance (BVI method)

Since launch of fund on June 1 st , 2005:	5.3 %
Since liquidation on May 31 st , 2011:	- 12.1 %
12 months (07/31/2011 - 07/31/2012):	- 12.1 %
6 months (01/31/2012 - 07/31/2012):	- 8.9 %
3 months (04/30/2012 - 07/31/2012):	- 2.5 %
1 month (06/30/2012 - 07/31/2012):	- 1.4 %
Current calendar year (12/31/2011 - 07/31/2012):	- 10.6 %

Dispositions since dissolution decision on May 31st, 2011

Property		Closing	Sales price	Transaction costs	Revenues	Last appraised value
L'Avancée A, Paris	(in m EUR)	10/2011	19.65	1.32	18.33	17.56
112 Street, Edmonton	(in m CAD)	10/2011	49.25	4.52	44.73	46.45
Felix de Amesti, Chile	(in m UF)	02/2012	2.14	0.22	1.92	1.80
85 Fleet Street, Great Britain	(in m GBP)	04/2012	70.00	3.37	66.63	68.09

As of June 1, 2011 no disposition fee will be accrued if the sales price of the asset is less than the appraised value of the asset per May 31, 2011.

The information in this fact sheet was compiled diligently and to the best of our knowledge. However, no liability is accepted for errors or omissions. The official sales prospectus and the annual report are the only legally binding documents for the purchase of fund units. The performance was calculated based on the repurchase price and the re-investment of distributions. Previous performance is no guarantee for future performance. All calculations were done in Euros. Please note this brochure is only for advertising purposes.

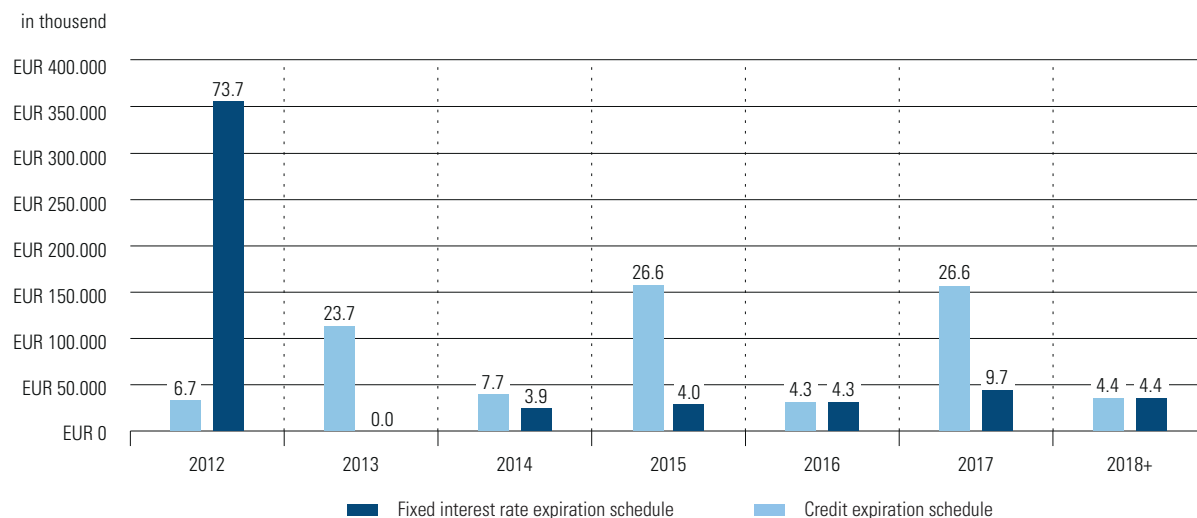
*based on previous month



TMW Immobilien Weltfonds as of June 30, 2012¹

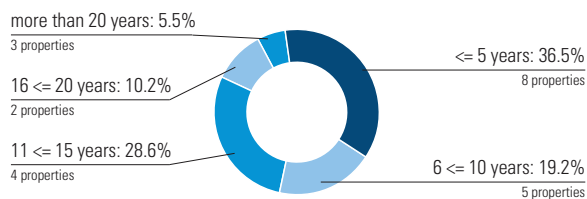
Fixed interest rate and credit expiration schedule

as percentage of credit volume^{2,3}



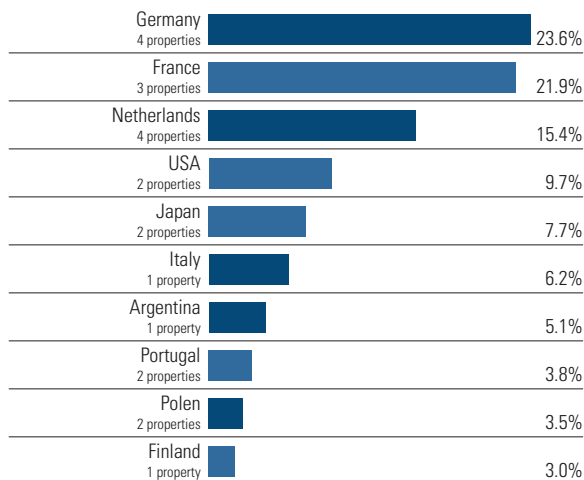
Commercial Age Structure of Fund Properties

including investments in real estate companies (based on fair market values)



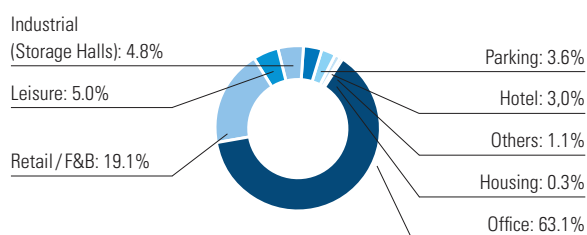
Country Allocation of Fund Properties

including investments in real estate companies (based on fair market values)³



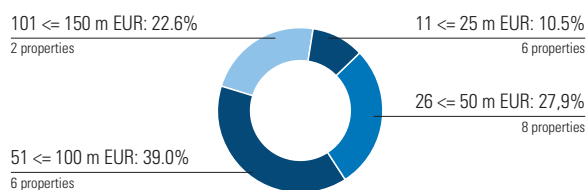
Sector Allocation of Fund Properties

including investments in real estate companies (based on annual net rental income)



Asset Size of Fund Properties

including investments in real estate companies (based on fair market values)



1) Charts are updated on a three-month basis. Investments in real estate companies are included based on the pro rata share held by the Fund.

2) Total credit volume 487,196,712 EUR.

3) not 100% due to rounding difference

The information in this fact sheet was compiled diligently and to the best of our knowledge. However, no liability is accepted for errors or omissions. The official sales prospectus and the annual report are the only legally binding documents for the purchase of fund units. The performance was calculated based on the repurchase price and the re-investment of distributions. Previous performance is no guarantee for future performance. All calculations were done in Euros. Please note this brochure is only for advertising purposes.

TMW Immobilien Weltfonds as of June 30, 2012¹

Overview of the top ten tenants

(based on annual net rental income)

Tenant	Property	Branch	Annual net rental income as percentage of the portfolio
1. Orbital Science Corp.	Loudoun (Campus I, II & III)	technology and software	9.3
2. Barney's Japan Co. Ltd.	Yamashita-cho	retail and consumer products	8.9
3. Gemeente Rotterdam	Europoint III	authorities, organisations and institutions of education	8.5
4. Raben Polska Sp zoo	Gadki, Grodzisk-Mazowiecki	automotive and transport	7.0
5. Deloitte	Crystal Tower	legal and tax advisory	6.4
6. Deutsche Bahn AG	Karlstrasse	automotive and transport	5.7
7. KPN B.V.	Kromme Schaft	supplier and telecommunication	5.0
8. Banco Itau	Torres Colonos	credit institutions and financial services	4.9
9. Sol Melià Deutschland	Hotel am Hofgartgen	hotel and gastronomy	3.8
10. UCI Italia SRL	Centro Meridiana	media and entertainment	2.4

Industry structure of the top three tenants² of all TMW Immobilien Weltfonds properties

Branch	in %
retail and consumer products	16.3
automotive and transport	16.0
technology and software	12.2
legal and tax advisory	10.2
authorities, organizations and institutions of education	10.0
credit institutions and financial services	7.8
other branches	7.1
telecommunication and supply	7.0
media and entertainment	7.0
hotel and gastronomy	5.3
construction (real estate)	1.1

Roll-over-schedule (based on annual net rental income) Occupancy: 80.8%³

unlimited	0.4%
2012	2.7%
2013	5.9%
2014	13.7%
2015	15.4%
2016	9.2%
2017	11.9%
2018	7.4%
2019	3.4%
2020	6.3%
2021	5.0%
2022 +	18.7%

Information concerning repayments

In the course of the liquidation of the TMW Immobilien Weltfonds, beginning in January 2012 the investors will receive semi-annual repayment installments of any sales proceed amounts over and above amounts required for operating expenses, reimbursements of loans, guarantees or such other expenses which the Fund has to bear.

Please visit our website www.weltfonds.de for any further information.

1) Charts are updated on a three-month basis. Investments in real estate companies are included based on the pro rata share held by the Fund.

2) The rental income of the top three tenants (per property) corresponds to 85.2% of the annual net rental income of the TMW Immobilien Weltfonds.

3) Based on annual gross rental income.

The information in this fact sheet was compiled diligently and to the best of our knowledge. However, no liability is accepted for errors or omissions. The official sales prospectus and the annual report are the only legally binding documents for the purchase of fund units. The performance was calculated based on the repurchase price and the re-investment of distributions. Previous performance is no guarantee for future performance. All calculations were done in Euros. Please note this brochure is only for advertising purposes.